

Please make sure that you print this resource at 100% so that all measurements are correct.


To do this, follow the relevant steps below.

Adobe Reader or Adobe Acrobat

- Adobe Reader is a free PDF viewer, from Adobe. To install a copy of Adobe Reader, go to <https://get.adobe.com/uk/reader/>.
- Once Adobe Reader is installed, open your PDF.
- Go to File>Print.
- Under 'Page Sizing & Handling', select 'Size'.
- From here, make sure that 'Actual Size' is selected.
- Print this page as a test, making sure that the shape below is the correct size once printed.
- If the test print is correct, print your PDF.

Foxit Reader

- Go to File>Print.
- Set the 'Scaling' to 'None'.



Measuring Length and Height

To measure length and height in centimetres.




Use the ruler to measure the **length** or **height** of these objects. They are not to scale.



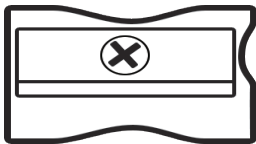
cm

0 1 2 3 4 5 6 7 8 9 10 11 12 13 14 15



cm


0 1 2 3 4 5 6 7 8 9 10 11 12 13 14 15



cm

0 1 2 3 4 5 6 7 8 9 10 11 12 13 14 15

cm



0 1 2 3 4 5 6 7 8 9 10

cm



0 1 2 3 4 5 6 7 8 9 10

cm



0 1 2 3 4 5 6 7 8 9 10

Use your ruler to measure the **length** of these lines. Remember to write the units (cm) in your answer.

A _____

B _____

C _____

D _____

Finish this sentence:

The **longest** line is _____. The **shortest** line is _____.

Use your ruler to measure the height of these lines.

E _____

F _____

G _____

H _____

Finish this sentence:

The **tallest** line is _____. The **shortest** line is _____.

Measuring Length and Height Answers


To measure length and height in centimetres.

Use the ruler to measure the **length** or **height** of these objects. They are not to scale.



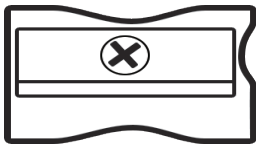
9cm

0 1 2 3 4 5 6 7 8 9 10 11 12 13 14 15



13cm


0 1 2 3 4 5 6 7 8 9 10 11 12 13 14 15



3cm

0 1 2 3 4 5 6 7 8 9 10 11 12 13 14 15

2cm



0 1 2 3 4 5 6 7 8 9 10

7cm



0 1 2 3 4 5 6 7 8 9 10

8cm



0 1 2 3 4 5 6 7 8 9 10

Measuring Length and Height Answers

Use your ruler to measure the **length** of these lines. Remember to write the units (cm) in your answer.

A _____

5cm

B _____

12cm

C _____

14cm

D _____

11cm

Finish this sentence:

The **longest** line is **C**. The **shortest** line is **A**.

Use your ruler to measure the height of these lines.

E

6cm

F

4cm

G

8cm

H

10cm

Finish this sentence:

The **tallest** line is **H**. The **shortest** line is **F**.

Measuring Length and Height

To measure length and height in centimetres.



Use your ruler to measure the **length** of these lines.

A _____

cm

B _____

C _____

D _____

Finish this sentence:

The **longest** line is _____. The **shortest** line is _____.

Use your ruler to measure the **height** of these lines.

E

cm

F

G

H



Finish this sentence:

The **tallest** line is _____. The **shortest** line is _____.

Use your ruler to find the lengths and heights of these objects. Then, compare the lengths and heights of them.

longer shorter taller the same



		<hr/> <hr/> <hr/> <hr/> <hr/> <hr/>
superhero	doll	



Measuring Length and Height Answers

To measure length and height in centimetres.



Use your ruler to measure the **length** of these lines.

A _____

5cm

B _____

12cm

C _____

14cm

D _____

11cm

Finish this sentence:

The **longest** line is **C**. The **shortest** line is **A**.

Use your ruler to measure the **height** of these lines.



E

6cm



F

4cm



G

7cm



H

10cm

Finish this sentence:


The **tallest** line is **H**. The **shortest** line is **F**.

Use your ruler to find the lengths and heights of these objects. Then, compare the lengths and heights of them.

longer shorter taller the same



Straw A is 15cm long. Straw B is 13cm long. Straw A is longer than straw B. Straw B is shorter than straw A.



The doll is 6cm tall. The superhero is 5cm tall. The doll is taller than the superhero. The superhero is shorter than the doll.

superhero doll



Both pencils are 7cm. They both have the same length.

Measuring Length and Height

To measure length and height in centimetres.



Use your ruler to measure the **longest** and **shortest** lines.

A _____

B _____

C _____

D _____

The **longest** line is _____, it is _____ long.

The **shortest** line is _____, it is _____ long.

Use your ruler to measure the **height** of these lines.



E



F



G



H

Order the lines from **shortest** to **tallest**. _____

Measure the length of these objects. Tick the 2 that are the same length.


A




B



C



D



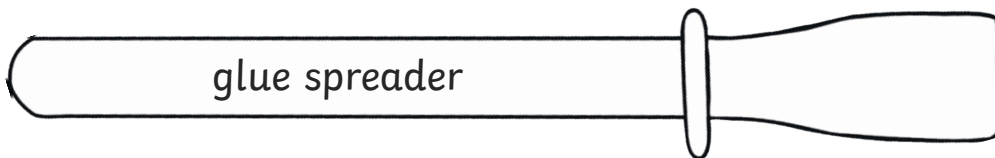
E



G



F



The longest object is the _____.

The shortest object is the _____.

Which object is 9cm long? _____.

Measuring Length and Height Answers

To measure length and height in centimetres.



Use your ruler to measure the **longest** and **shortest** lines.

A

B

C

D

The **longest** line is **D**, it is **8cm** long.

The **shortest** line is **A**, it is **5cm** long.

Use your ruler to measure the **height** of these lines.



E

6cm



F

8cm



G

4cm



H

9cm

Order the lines from **shortest** to **tallest**. **G, E, F, H**

Measuring Length and Height Answers

Measure the length of these objects. Tick the 2 that are the same length.

A




12cm

B




✓ 13cm

C



14cm

D



4cm

E



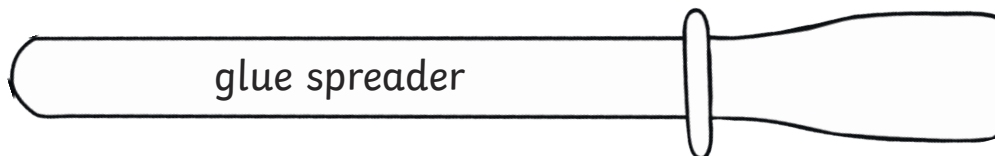
3cm

G



9cm

F



✓ 13cm

The longest object is the **felt tip**.

The shortest object is the **paperclip**.

Which object is 9cm long? **The crayon.**